

# English

## Quarter 4 – MELC 4:

### Giving the Meaning of Words Using Clues



**English – Grade 1**

**Alternative Delivery Mode**

**Quarter 4 – MELC 4:** Give the meaning of words using clues (TPR, picture, body movements, etc.) ENIVf-J-12.1

**First Edition, 2019**

**Republic Act 8293, section 176** states that: No copyright shall subsist in any work of the Government of the Philippines. However, prior approval of the government agency or office wherein the work is created shall be necessary for exploitation of such work for profit. Such agency or office may, among other things, impose as a condition the payment of royalties.

Borrowed materials (i.e., songs, stories, poems, pictures, photos, brand names, trademarks, etc.) included in this book are owned by their respective copyright holders. Every effort has been exerted to locate and seek permission to use these materials from their respective copyright owners. The publisher and authors do not represent nor claim ownership over them.

Published by the Department of Education

Secretary:

Undersecretary:

Assistant Secretary:

**Development Team of the Module**

**Authors:** Agnes A. Guiniling; Gloria A. Lino

**Editor:** Arsenia K. Odone; Agnes G. Ventura

**Reviewers:** Merlie M. Binay-an, EdD

**Illustrators:** Gloria A. Lino; Rhonda M. Bayatan

**Layout Artist:** Agnes A. Guiniling

**Management Team:** Dindo John H. Moreno PhD; Bermelita E. Guillermo PhD;

Merlie M. Binay-an, EdD; Chester C. Cortez

Evelyn V. Ramos, CID Chief

Jonathan A. Fronda PhD, CESE, OIC-ASDS

Rachel L. Llana PhD, CESO VI, OIC-SDS

**Printed in the Philippines by \_\_\_\_\_**

**Department of Education – Schools Division of Nueva Vizcaya, DepEd RO II**

Office Address: **Quezon St., Don Domingo Maddela, Bayombong, Nueva Vizcaya**

Telephone: **(078)392-0381, (078)392-0351, 09171589946**

Website: **www.deped-nv.com.ph**

Email: **nuevavizcaya@deped.gov.ph**

# English

## Quarter 4 – MELC 4:

### Giving the Meaning of Words

### Using Clues

This instructional material was collaboratively developed and reviewed by educators from public and private schools, colleges, and or/universities. We encourage teachers and other education stakeholders to email their feedback, comments, and recommendations to the Department of Education at [action@deped.gov.ph](mailto:action@deped.gov.ph).

**We value your feedback and recommendations.**

## **Introductory Message**

For the facilitator:

This Alternative Delivery Mode Learning Module is intended for use by the Grade I learners who happen to miss the regular class session for one reason or another. In order for them to cope with the missed competencies/skills, this learning module allows the learners to seek learning support from their parents, elder siblings and anyone at home who is capable of providing the needed assistance.

Furthermore, this learning module contains varied learning activities and tasks which are developmentally appropriate for Grade I learner's use. Hence, the learners should be properly instructed and reminded to use separate sheets in doing the tasks/activities which are intended to be written, and/or as needed.

Prior to the use of this learning module, clear communication of the guidelines should be made, and proper collaboration between the facilitator and the learning support-provider should be established in order to achieve the most desired learning goals and outcomes.

For the learner:

Dear learner,

We hope that this module will help you broaden your knowledge in vocabulary through given clues, Total Physical Response(TPR), pictures and body movement. Moreover, it will inspire you to share your knowledge in word meaning. You will find fun and excitement upon browsing because it has a lot vocabulary to guide you.



## ***What I Need to Know***

This module is designed and written with you in mind. It is here to help you give the meaning of words using clues (TPR, pictures, body movements).

The module contains one lesson with several activities:

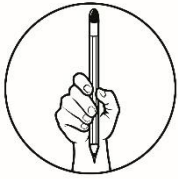
Activity 1 – Pre- assessment

Activity 2 – Let's See What You Already Know

Activity 3 – Let's Learn

After going through this module, you are expected to give the meaning of words through:



1. TPR (Total Physical Response)
2. pictures; and
3. body movement.



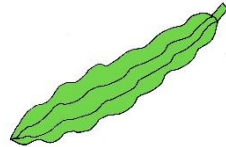
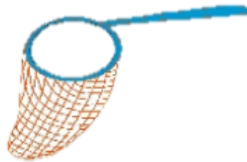
## What I Know

**Directions:** Listen as the word is read. Then, circle the picture on each box that is the same as the word.

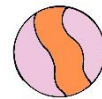
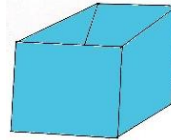

1. cat



2. net




3. box



4. bib



5. hen



## Lesson

# 1

## Giving the Meaning of Words Using Clues

**Directions:** Draw a line to match each word in column A with the picture in column B.

### Column A

1. red rose




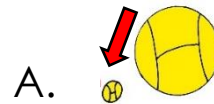
2. big

3. hen

4. wet

5. small

### Column B





## ***What's In***

The facilitator reads the poem and the learner listens.

### **Green Mountains**

Trees, trees, trees are growing tall  
Birds are flying and chirping soon  
Mountains green and fruits have grown  
For me I love to see them all

Trees, trees, trees are growing high  
Like rainbows in the sky  
Water keeps on flowing by  
Down the rivers that never dry

Answer the following questions

1. What is the title of the poem?
  - A. Trees, Trees, Trees
  - B. Green Mountain
  - C. Like Rainbows in the Sky
  - D. Water Keeps on Flowing by



2. What is the poem all about?  
A. rainbows   B. birds   C. water   D. nature
3. How does the writer describe the mountain?  
A. tall mountain  
B. mountains that never dry  
C. mountain that is growing tall  
D. mountain is green and fruits have grown
4. Where does the water from the falls flow?  
A. down the river  
B. down the road  
C. down the town  
D. down the creek
5. How do you describe the writer of the poem?  
A. A tree lover  
B. A nature lover  
C. A mountain lover  
D. A mountain climber



### *Notes to the Teacher*

The facilitator reads the poem and the learner will listen and let the pupil answer the questions, from the choices given.



## What's New

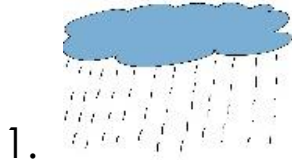
### Activity 1

**Directions:** Encircle the letter of the correct meaning of the underlined word.

1. The trees grow tall. Their leaves dance above the building.  
A. high      B. low      C. small      D. tiny
2. The birds are chirping in the tree. They are making good music.  
A. laughing    B. singing    C. talking    D. swaying
3. The birds fly in the tall tree as they flap their wings.  
A. soar      B. sing      C. laugh      D. cry
4. The waters flow down the river like children going home from school.  
A. dry      B. run      C. slow      D. blow
5. A mountain is where many big trees grow. It is the home of wild animals.  
A. highland    B. land      C. hill      D. hall

## Activity 2

**Directions:** Encircle the word that is the same as the picture.



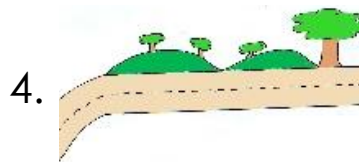
rain      run      roll      rail




pencil      bag      book      pail



can      fan      man      van



hay      bay      way      say



better      bitter      letter      butter

### **Activity 3:** TPR

- 1) Teacher says the word and model the action; learner listens.
- 2) Teacher and two volunteers model the action; other learners watch; practice.
- 3) Learners do the action.

eating

crying

walking

sitting

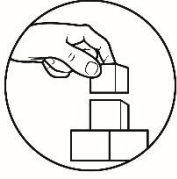
sleeping



## ***What is It***

**Directions:** Listen as each sentence is read. Encircle the letter of the correct meaning of the underlined word.

1. The horses gallop fast. They rushed through the field.  
A. run      B. jump      C. walk      D. jog
  
2. The pig is stout. It weighs more than a cavan of rice.  
A. thin      B. fat      C. big      D. short
  
3. The girl dances gracefully. She's lovely to watch.  
A. ugly      B. unkind  
C. attractive      D. happy
  
4. Mother bought a new bag for me. It is shiny.  
A. old      B. beautiful      C. used      D. recently bought
  
5. Lina saw a big tree. Its leaves reach the tallest part of the house.  
A. huge      B. small      C. little      D. high



## ***What's More***

**Directions:** Choose the meaning of the words underlined from the group of words in the box. Write your answer in the blank before the number.

scared      earth      label      fly      timid

\_\_\_\_\_ 1. I saw the eagle soar up and up in the sky.

\_\_\_\_\_ 2. My sister is afraid of noises.

\_\_\_\_\_ 3. His shy friend ran fast to hide in the room.

\_\_\_\_\_ 4. Father planted seeds in the soil.

\_\_\_\_\_ 5. The bag has a tag. It is new.



## ***What I Have Learned***

**Directions:** The facilitator will read the sentences and do the action (body movement), then pupil will choose the correct answer.

1. Don't \_\_\_\_\_ your finger at people. It's impolite!



- A. point      B. show      C. clap      D. draw

2. My father was so tired that he couldn't stop \_\_\_\_\_.



- A. sneezing      B. laughing      C. yawning      D. crying

3. The boy over there is \_\_\_\_\_ at you.



- A. laughing      B. looking      C. blinking      D. jumping

4. Ana \_\_\_\_\_ a piece of food.



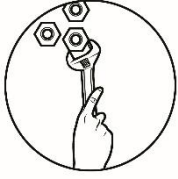
- A. swallow      B. choked      C. bit      D. ate

5. It is truly hard not to \_\_\_\_\_ a mosquito bite.



- A. scratch      B. slap      C. bite      D. cut





## ***What I Can Do***

**Directions:** Give the meaning of the following words using body movements.

1. Singing




2. dancing




3. walking



4. clapping



5. reading





## Assessment




Listen as the teacher/parent reads the poem.

### Reaching the Sky


Reach for the stars,  
Jump for the moon,  
Run for the sun,  
You will rise and bloom.

Go for the rainbow,  
Go in the sky,  
Fly with the clouds,  
That fly so high.

**Directions:** Encircle the letter of the correct


1. Reach for the \_\_\_\_\_.   
A. stars    B. sun    C. clouds    D. mountain
2. Jumps for the \_\_\_\_\_   
A. clouds    B. prize    C. moon    D. sky
3. Fly with the \_\_\_\_\_.   
A. sun    B. birds    C. clouds    D. rainbow

4. You will rise and \_\_\_\_\_.




A. rainbow      B. sun      C. bloom      D. star

5. The \_\_\_\_\_ is shining bright.



A. sun      B. star      C. lamp      D. rainbow



## Additional Activities

**Directions:** Match the pictures in column A to the word in column B.

A

B

1.



A. sweeping

2.



B. walking

3.



C. writing

4.

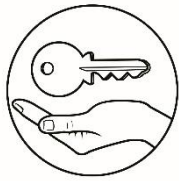


D. wiping the table


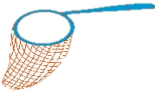
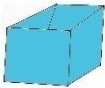


5.



E. running



## Answer Key

What I know	Lesson 1	What's In	What's New
1. 	1. E	1. B	Activity 1
2. 	2. D	2. D	1.A
3. 	3. B	3. D	2.B
4. 	4. C	4. A	3. A
5. 	5. A	5. B	4. B
			5. A
			Activity 2
			1. rain
			2. bag
			3. can
			4. way
			5. bitter
			Activity 3
			The pupil will act
			1. eating
			2. crying
			3. walking
			4. sitting
			5. sleeping

<b>What is It</b>	<b>What's More</b>	<b>What I have Learned</b>
1.A	1. fly	1. A
2. B	2. scared	2. C
3. C	3. nervous	3. B
4. D	4. dirt	4. C
5. A	5. label	5. A

<b>What I can Do</b>	<b>Assessment</b>	<b>Additional Activities</b>
The pupil will act the following:	1. A	1.E
1. singing	2. C	2.C
	3. C	3.B
2. dancing	4. C	4.A
	5. A	5.D
3. walking		
4. clapping		
5. reading		

## References

K to 12 English Curriculum Guide 2016

**For inquiries or feedback, please write or call:**

Department of Education – (Bureau/Office)

(Office Address)

Telefax:

Email Address: